

● Matched Address: 220 Grant St, Fort Atkinson, Wisconsin, 53538

MSA: NA - NA (Outside of MSA) || State: 55 - WISCONSIN || County: 055 - JEFFERSON COUNTY || Tract Code: 1014.00

● Selected Tract

MSA: || State: || County: || Tract Code:



2024 FFIEC Geocode Census Report

Matched Address: 220 Grant St, Fort Atkinson, Wisconsin, 53538
 MSA: NA - NA (Outside of MSA)
 State: 55 - WISCONSIN
 County: 055 - JEFFERSON COUNTY
 Tract Code: 1014.00

Summary Census Demographic Information

Tract Income Level	Middle
Underserved or Distressed Tract	No
2024 FFIEC Estimated MSA/MD/non-MSA/MD Median Family Income	\$86,700
2024 Estimated Tract Median Family Income	\$86,769
2020 Tract Median Family Income	\$71,463
Tract Median Family Income %	100.08
Tract Population	3355
Tract Minority %	22.92
Tract Minority Population	769
Owner-Occupied Units	773
1- to 4- Family Units	1012

Census Population Information

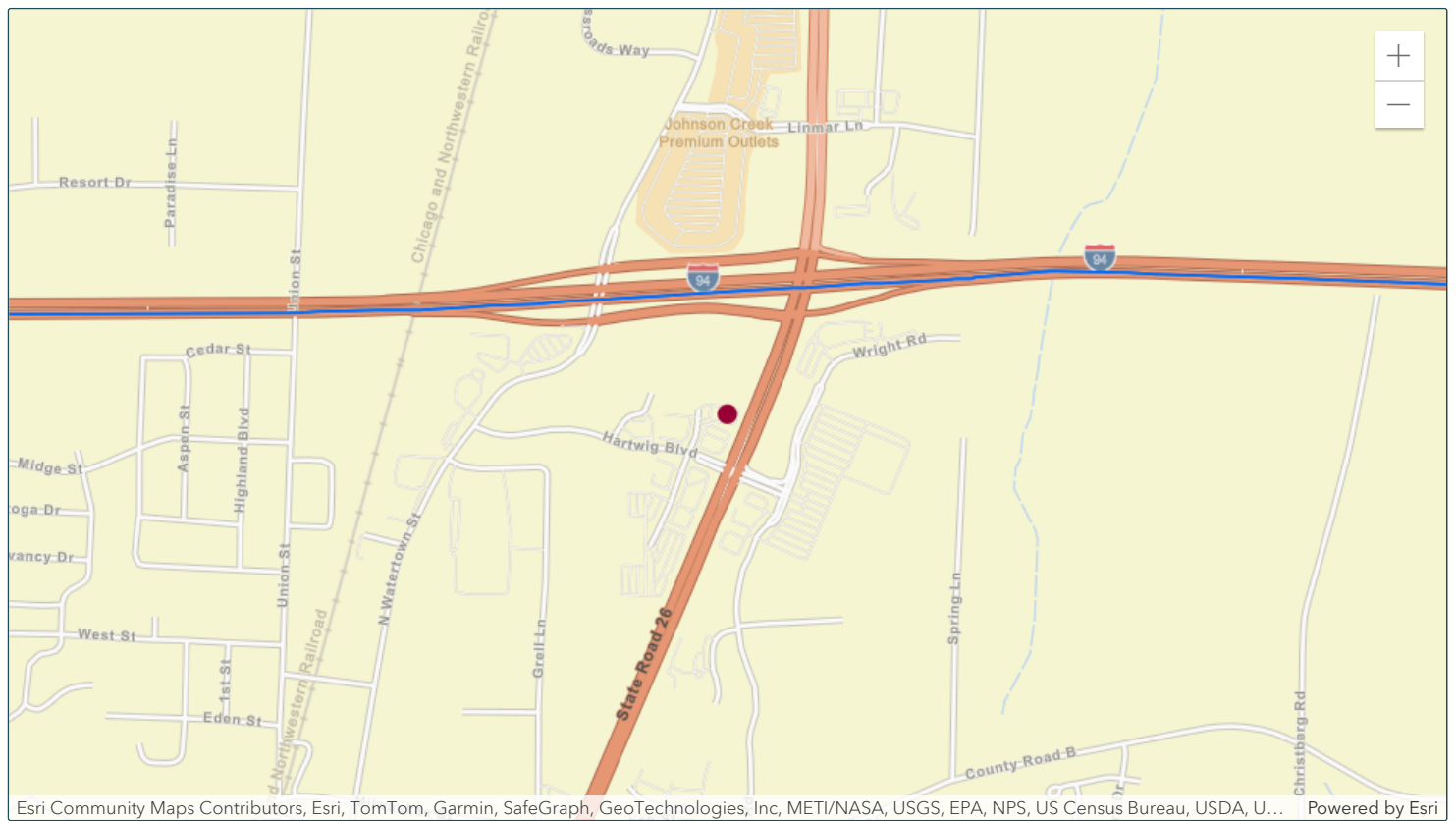
Tract Population	3355
Tract Minority %	22.92
Number of Families	860
Number of Households	1263
Non-Hispanic White Population	2586
Tract Minority Population	769
American Indian Population	8
Asian/Hawaiian/Pacific Islander Population	30
Black Population	38
Hispanic Population	554
Other/Two or More Races Population	139

Census Income Information

Tract Income Level	Middle
2020 MSA/MD/statewide non-MSA/MD Median Family Income	\$71,403
2024 FFIEC Estimated MSA/MD/non-MSA/MD Median Family Income	\$86,700
% below Poverty Line	10.40
Tract Median Family Income %	100.08
2020 Tract Median Family Income	\$71,463
2024 Estimated Tract Median Family Income	\$86,769
2020 Tract Median Household Income	\$62,736

Census Housing Information

Total Housing Units	1340
1- to 4- Family Units	1012
Median House Age (Years)	48
Owner-Occupied Units	773
Renter Occupied Units	490
Owner Occupied 1- to 4- Family Units	773
Inside Principal City?	NO
Vacant Units	77



● Matched Address: 545 Village Walk Ln, Johnson Creek, Wisconsin, 53038

MSA: NA - NA (Outside of MSA) || State: 55 - WISCONSIN || County: 055 - JEFFERSON COUNTY || Tract Code: 1007.00

● Selected Tract

MSA: || State: || County: || Tract Code:



2024 FFIEC Geocode Census Report

Matched Address: 545 Village Walk Ln, Johnson Creek, Wisconsin, 53038
 MSA: NA - NA (Outside of MSA)
 State: 55 - WISCONSIN
 County: 055 - JEFFERSON COUNTY
 Tract Code: 1007.00

Summary Census Demographic Information

Tract Income Level	Upper
Underserved or Distressed Tract	No
2024 FFIEC Estimated MSA/MD/non-MSA/MD Median Family Income	\$86,700
2024 Estimated Tract Median Family Income	\$118,103
2020 Tract Median Family Income	\$97,269
Tract Median Family Income %	136.22
Tract Population	4982
Tract Minority %	14.65
Tract Minority Population	730
Owner-Occupied Units	1490
1- to 4- Family Units	1833

Census Population Information

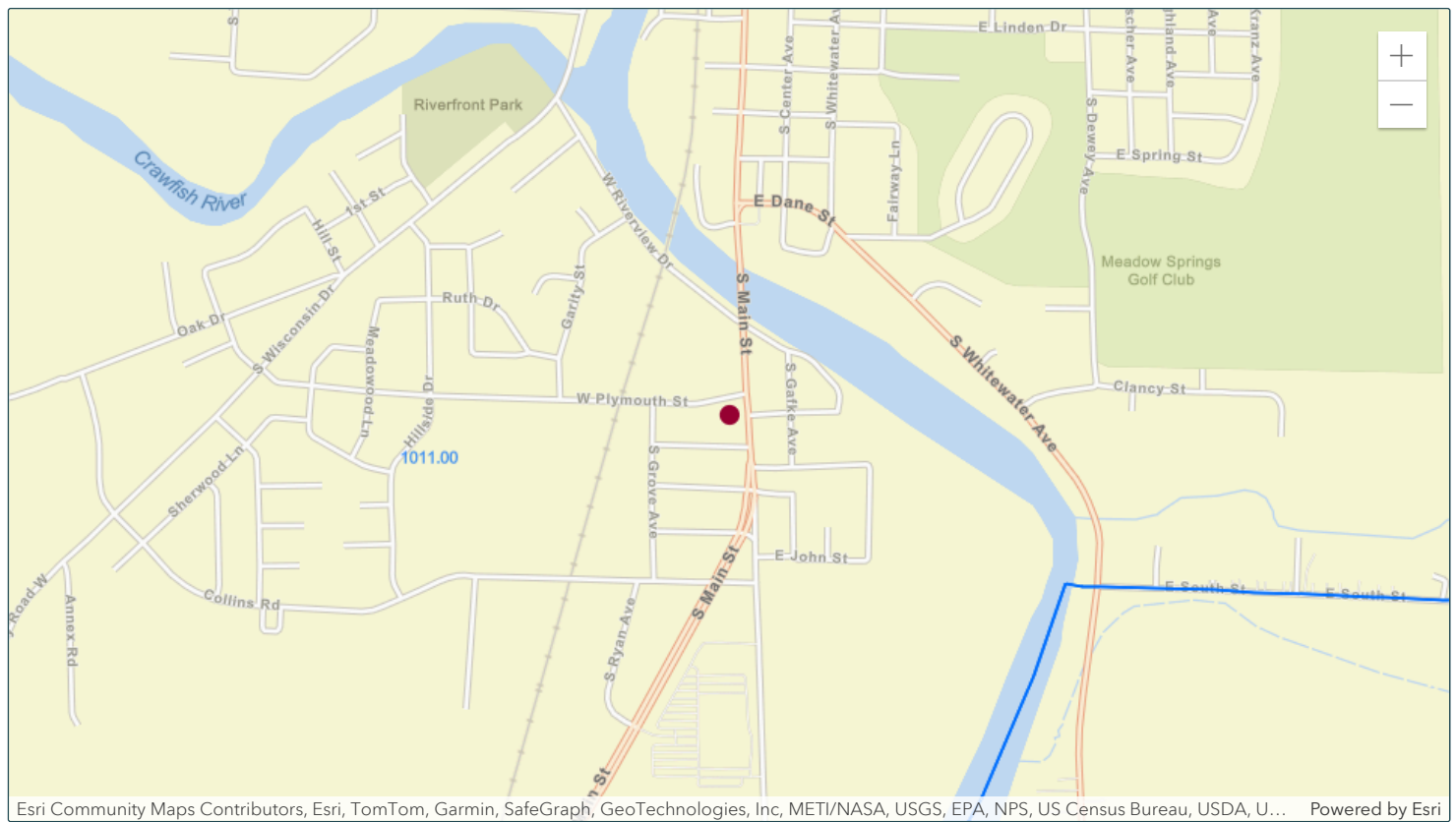
Tract Population	4982
Tract Minority %	14.65
Number of Families	1317
Number of Households	1820
Non-Hispanic White Population	4252
Tract Minority Population	730
American Indian Population	10
Asian/Hawaiian/Pacific Islander Population	58
Black Population	29
Hispanic Population	446
Other/Two or More Races Population	187

Census Income Information

Tract Income Level	Upper
2020 MSA/MD/statewide non-MSA/MD Median Family Income	\$71,403
2024 FFIEC Estimated MSA/MD/non-MSA/MD Median Family Income	\$86,700
% below Poverty Line	6.07
Tract Median Family Income %	136.22
2020 Tract Median Family Income	\$97,269
2024 Estimated Tract Median Family Income	\$118,103
2020 Tract Median Household Income	\$81,293

Census Housing Information

Total Housing Units	1931
1- to 4- Family Units	1833
Median House Age (Years)	28
Owner-Occupied Units	1490
Renter Occupied Units	330
Owner Occupied 1- to 4- Family Units	1490
Inside Principal City?	NO
Vacant Units	111



● Matched Address: 1003 S Main St, Jefferson, Wisconsin, 53549

MSA: NA - NA (Outside of MSA) || State: 55 - WISCONSIN || County: 055 - JEFFERSON COUNTY || Tract Code: 1011.00

● Selected Tract

MSA: || State: || County: || Tract Code:



2024 FFIEC Geocode Census Report

Matched Address: 1003 S Main St, Jefferson, Wisconsin, 53549

MSA: NA - NA (Outside of MSA)

State: 55 - WISCONSIN

County: 055 - JEFFERSON COUNTY

Tract Code: 1011.00

Summary Census Demographic Information

Tract Income Level	Middle
Underserved or Distressed Tract	No
2024 FFIEC Estimated MSA/MD/non-MSA/MD Median Family Income	\$86,700
2024 Estimated Tract Median Family Income	\$85,148
2020 Tract Median Family Income	\$70,125
Tract Median Family Income %	98.21
Tract Population	4373
Tract Minority %	21.86
Tract Minority Population	956
Owner-Occupied Units	1229
1- to 4- Family Units	1801

Census Population Information

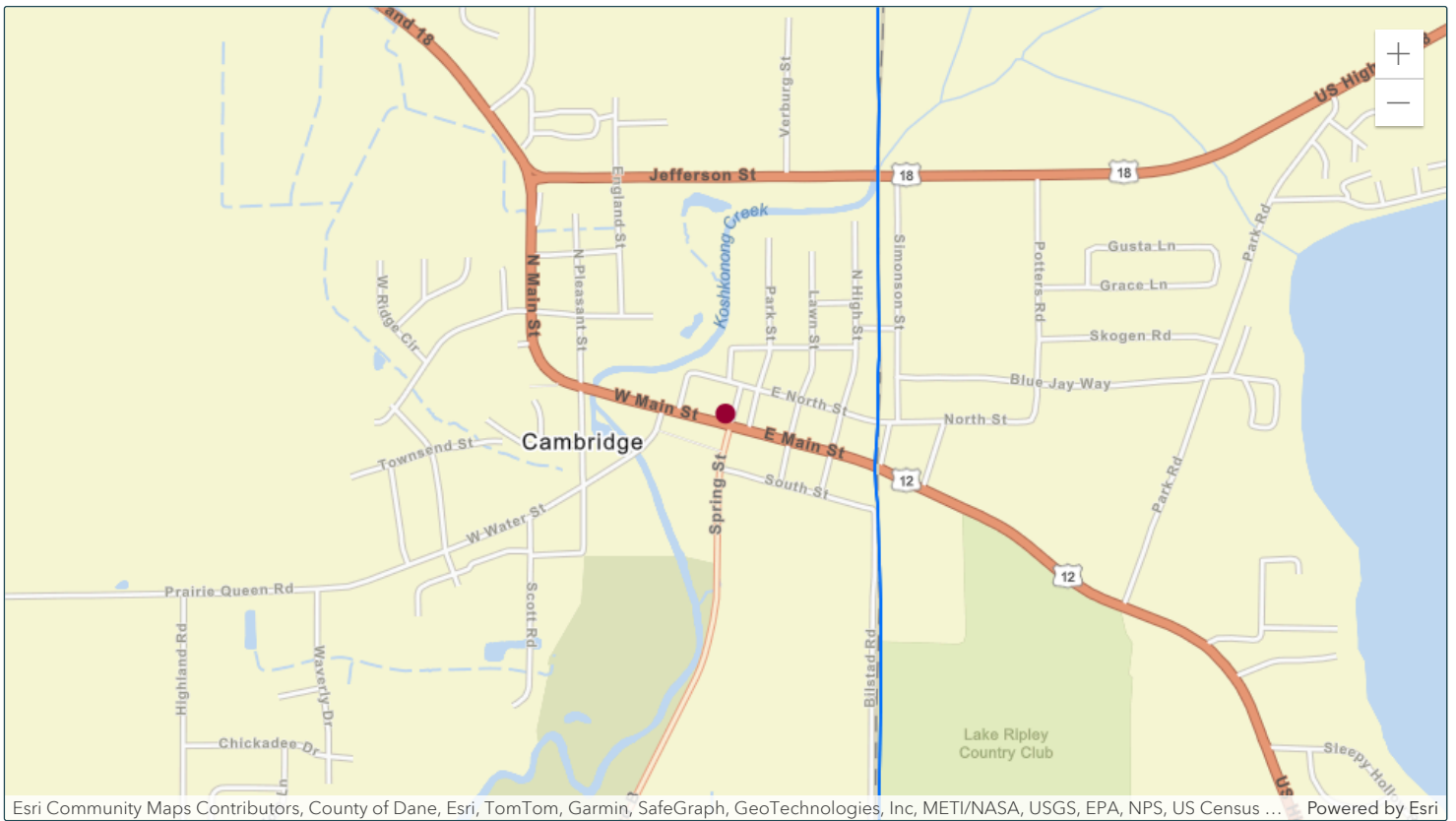
Tract Population	4373
Tract Minority %	21.86
Number of Families	1031
Number of Households	1962
Non-Hispanic White Population	3417
Tract Minority Population	956
American Indian Population	11
Asian/Hawaiian/Pacific Islander Population	30
Black Population	77
Hispanic Population	629
Other/Two or More Races Population	209

Census Income Information

Tract Income Level	Middle
2020 MSA/MD/statewide non-MSA/MD Median Family Income	\$71,403
2024 FFIEC Estimated MSA/MD/non-MSA/MD Median Family Income	\$86,700
% below Poverty Line	9.35
Tract Median Family Income %	98.21
2020 Tract Median Family Income	\$70,125
2024 Estimated Tract Median Family Income	\$85,148
2020 Tract Median Household Income	\$59,886

Census Housing Information

Total Housing Units	2161
1- to 4- Family Units	1801
Median House Age (Years)	49
Owner-Occupied Units	1229
Renter Occupied Units	733
Owner Occupied 1- to 4- Family Units	1229
Inside Principal City?	NO
Vacant Units	199



● Matched Address: 102 W Main St, Cambridge, Wisconsin, 53523
MSA: 31540 - MADISON, WI || State: 55 - WISCONSIN || County: 025 - DANE COUNTY || Tract Code: 0119.00

● Selected Tract
MSA: || State: || County: || Tract Code:



2024 FFIEC Geocode Census Report

Matched Address: 102 W Main St, Cambridge, Wisconsin, 53523

MSA: 31540 - MADISON, WI

State: 55 - WISCONSIN

County: 025 - DANE COUNTY

Tract Code: 0119.00

Summary Census Demographic Information

Tract Income Level	Middle
Underserved or Distressed Tract	No
2024 FFIEC Estimated MSA/MD/non-MSA/MD Median Family Income	\$121,200
2024 Estimated Tract Median Family Income	\$117,528
2020 Tract Median Family Income	\$94,388
Tract Median Family Income %	96.97
Tract Population	7172
Tract Minority %	9.70
Tract Minority Population	696
Owner-Occupied Units	2234
1- to 4- Family Units	2805

Census Population Information

Tract Population	7172
Tract Minority %	9.70
Number of Families	1928
Number of Households	2737
Non-Hispanic White Population	6476
Tract Minority Population	696
American Indian Population	11
Asian/Hawaiian/Pacific Islander Population	74
Black Population	119
Hispanic Population	253
Other/Two or More Races Population	239

Census Income Information

Tract Income Level	Middle
2020 MSA/MD/statewide non-MSA/MD Median Family Income	\$97,334
2024 FFIEC Estimated MSA/MD/non-MSA/MD Median Family Income	\$121,200
% below Poverty Line	4.47
Tract Median Family Income %	96.97
2020 Tract Median Family Income	\$94,388
2024 Estimated Tract Median Family Income	\$117,528
2020 Tract Median Household Income	\$82,264

Census Housing Information

Total Housing Units	2849
1- to 4- Family Units	2805
Median House Age (Years)	40
Owner-Occupied Units	2234
Renter Occupied Units	503
Owner Occupied 1- to 4- Family Units	2234
Inside Principal City?	NO
Vacant Units	112

